

Rape Monitoring Group

Local area data for 2013/14

North Yorkshire

Produced by Her Majesty's Inspectorate of Constabulary on behalf of the Rape Monitoring Group, comprising representatives from:

academia

Association of Chief Police Officers

College of Policing

Crown Prosecution Service

Her Majesty's Crown Prosecution Service Inspectorate

Home Office

local policing bodies

Mayor's Office for Policing and Crime

Ministry of Justice

voluntary sector

978-1-78246-759-5

www.justiceinspectors.gov.uk/hmic

Contents

Introduction	3
1. Summary of data on rape for North Yorkshire	15
2. Crime data integrity	17
3. Analysis of police-recorded data on rape for North Yorkshire	18
ADULT: Recorded rapes	20
ADULT: No-crimes.....	22
ADULT: Charge/summons.....	24
CHILD: No-crimes.....	29
CHILD: Charge/summons.....	31
4. Outcomes for Police Rape Investigations	34
5. Analysis of Crown Prosecution Service data for North Yorkshire	36
Referrals and charges	39
Prosecutions and convictions	41
Prosecution outcomes across England and Wales.....	43
6. Analysis of Ministry of Justice data for North Yorkshire	45
Prosecutions, convictions and sentencing	47
Annex A – Data sources	51
Annex B - Definitions	54

Introduction

Monitoring rape data

The area digests are published by the national Rape Monitoring Group (RMG)¹ so that Police and Crime Commissioners (PCCs), police, prosecutors and agencies within the criminal justice system have a broad set of data to enable a more full and thorough analysis of how rape is dealt with in their local area. The RMG will regularly review these digests with a view to enhancing the quantity and quality of the information they contain, so that the right questions and interventions can be made to improve work in this important area. This year's digest includes significantly more data than in the previous year. The RMG will continuously review the digest for future publications to see if it can be enhanced by the inclusion of more data, and more detail, from different sources.

Data about rape in England and Wales

Statistics on rape are collected by a number of organisations across the criminal justice system in England and Wales. These statistics often provide important information for the organisation collecting the data but, taken alone, can fail to provide the context required by members of the public and other agencies within the criminal justice system (CJS) to enable them to understand how well the offence of rape is being dealt with in their area. This document brings together Home Office (HO)/Office for National Statistics (ONS) data from the 43 police forces in England and Wales, the Crown Prosecution Service (CPS) and the Ministry of Justice (MoJ) to provide an overview, accompanied by a narrative, which the public, PCCs and interested parties can use to enhance their understanding of how cases of rape are handled in their area and to hold the responsible organisations to account.

In the absence of a more comprehensive means of understanding the responses to rape offending, data provide a good starting point. Accurate and extensive data enable those working with rape cases in the criminal justice system and beyond to obtain valuable intelligence and improve opportunities to identify and bring to justice perpetrators of rape. Bringing together data from the HO, ONS, CPS and MoJ allows a far more complete picture to be formed and creates opportunities to identify improvements.

While each individual organisation makes efforts to ensure that its data sets are as complete and accurate as possible, the way data are collected differs. Data may be collected over different timescales, numbers can refer to the number of offences or

¹ The RMG is chaired by Her Majesty's Inspectorate of Constabulary, and comprises those with an interest in the effective management of rape from across criminal justice agencies, inspectorates, the voluntary sector, academics and local policing bodies.

the number of suspects/defendants. The way rape cases are identified varies between data collections. These factors, together with the time lag between different stages in the criminal justice process, mean that each section in this digest may not refer to the same cohort of cases and so meaningful comparison cannot be made across sections.

These discontinuities in the data mean the digest cannot be read as a single, continuous narrative from start to finish; the more detailed caveats throughout the digest make it clear where comparison can be made, and give more detail on reasons where comparisons are more difficult to make.

Stages of the criminal justice process

This digest covers three stages of the criminal justice process for rape: the report of an incident to the police and the subsequent investigation; the referral of a case to the CPS for a charging decision and preparation for prosecution; and the trial and its eventual outcome. Cases may drop out at any stage of this process for a number of reasons.

The first recorded stage in the process begins when a victim reports an incident of rape to the police, either themselves or through a third party. The police should record all reports of rape. They must then decide whether or not the incident constitutes a crime and will appear in official police records of the number of recorded rapes that year.

The police then mount an investigation to identify a suspect/suspects and collect all evidence relevant to the case. At this point:

- the investigation may not identify a suspect;
- the police could decide, following early investigative advice, as appropriate, from the CPS, that there is not enough evidence to take the case forward, and they may take no further action;
- the police investigate and decide on no further action without referral to the CPS;
- after further investigation, the police decide that a crime has not taken place; this would lead to a crime report being 'no-crimed'; or
- the police charge a suspect with an offence of rape following a decision by the CPS.

There are strict guidelines to which the police must adhere in order to no-crime a crime report. *Home Office Counting Rules for Recorded Crime state that:*² a crime of rape once recorded should be classified as a no-crime if one of the following criteria is satisfied.

- The crime was committed outside of the jurisdiction of the police force in which it was recorded. (Crimes committed within the jurisdiction of another police force area should be referred to the respective force).
- Where, following the report of an incident which has subsequently been recorded as a crime, additional verifiable information is available which determines that no notifiable crime has been committed.
- If the crime, as alleged, constitutes part of a crime already recorded.
- If the reported incident was recorded as a crime in error.

In cases where the victim does not support a police investigation or prosecution but maintains that the crime took place, the offence remains recorded unless the police have additional verifiable information to determine that no notifiable crime³ has been committed. In cases like this it is less likely that the police will take any further action that would lead to a conviction.

Another example of when the police may be unable to pursue a conviction is where the offender has died before the case could be investigated or prosecuted. In cases such as that of Jimmy Savile, there are multiple victims, resulting in multiple records of rape with no possibility of a conviction.

In rape cases where the police are able to identify the suspect and they assess that the available evidence meets the Threshold Test or the Full Code Test,⁴ they must refer the case to the CPS for a decision on whether or not to charge. Although the police and CPS may work closely together on this, the decision whether to charge or not, sits with the CPS alone. The options at this stage would be either to pursue a prosecution at court or, in specific circumstances, to caution the offender. It is important to note that cautions are only used when it is considered not to be in the public interest to pursue a prosecution.

² Home Office Counting Rules for Recorded Crime (April 2014) - https://www.gov.uk/government/uploads/system/uploads/attachment_data/file/399652/count-general-january-2015.pdf

³ Notifiable crimes are those that police forces must report to the Home Office, and include all offences that could possibly be tried by a jury.

⁴ See definitions in Annex B

In 2013, reflecting the seriousness of the offence, nearly every convicted rapist received a custodial sentence. Twenty offenders received a caution. Of these 20 cautions: 17 were for males aged 10-15; two were for males aged 15-17; and one was for a male aged 18-20.⁵

Where a decision to charge with rape is made by the CPS, the Full Code Test⁶ or Threshold test having been applied and satisfied, the case will continue to be prosecuted at court.

Where circumstances have changed, however, in the course of a case following a decision of the CPS to charge with rape, the CPS may decide that another offence is more appropriate. Sometimes there is no longer a realistic prospect of conviction and the case may be discontinued - in other words, stopped from proceeding further.

If the defendants plead guilty or are found guilty by a jury, they will be sentenced by the judge. In most cases of rape the offender will be given a custodial sentence.⁷

The process from reporting a rape to the conclusion of a trial is often longer than it would be for other crimes. Timeliness data from the MoJ⁸ for the financial year 2013/14 shows a median⁹ time from charge to completion for rape cases of 219 days, compared with 147 days for all Crown Court cases over the same period. The recent increase in volume of rape cases may impact on the timeliness. However, groups representing victims have expressed their concerns that the longer it takes for a case to go to court, the harder it becomes for the victim to give evidence. Timing is crucial, and delays may have a significant detrimental psychological impact on victims.

⁵ Ministry of Justice data for the calendar year 2013.

⁶ And it is deemed that there is a realistic prospect of obtaining a conviction.

⁷ Sentencing Council – Definitive Guideline states that the appropriate sentence range for the offence for rape is 4-19 years, with a maximum sentence of life imprisonment:

http://www.sentencingcouncil.org.uk/wp-content/uploads/Final_Sexual_Offences_Definitive_Guideline_content_web1.pdf

⁸ Excludes cases with an offence to completion time greater than 10 years.

⁹ The median is the middle value; half of the recorded durations in the time period are longer than the median, and half are shorter. The median is relatively unaffected by extreme values and is better suited as a measure of the 'average' for heavily skewed data.

Dependence on conviction rates to judge success

It would be easy to attempt to judge success in managing cases of rape by comparing the number of rapes that were reported to the police with the number of convictions.

Convictions of the guilty are extremely important outcomes, but convictions are not the only important outcomes for victims of rape (as discussed in more detail in section 4).

A conviction ratio¹⁰ of around 6 percent is often reported in the media and the literature on rape. This is a measure of attrition, the process by which reported and recorded rapes do not proceed to conviction. It is calculated as the number of convictions in a 12 month period divided by the number of recorded rapes in that same period.

There are many reasons why a reported rape does not continue to conviction: the police do not record the incident as a crime; the victim does not wish for the case to be taken forward; the CPS advises that no further action be taken; the offence is changed to something other than rape; and, importantly, the defendant is acquitted by a jury following a trial.

Cases involving sexual offences can often, by their nature, lack corroborating evidence and come down to complex decisions around consent and one person's word against another. The process of preparing for court, and the trials themselves, can also be very lengthy and involve levels of scrutiny of the victim not seen for other offences. At any time victims may withdraw from the process for fear of giving evidence in court, fear that the process will be too distressing, fear of being disbelieved or judged, or as a result of delays from start to finish.

By trying to capture this entire process in a single set of figures, other potential indicators, such as the victim experience, are ignored. The context behind each case is important, and ignoring any step of the process can limit public understanding, and risk further damaging victim confidence.

We have therefore looked at the raw numbers at each stage of the process alongside what context can currently be provided to provide the basis for questions to be asked on how to improve the system. These questions risk being overlooked if a single figure dominates the debate.

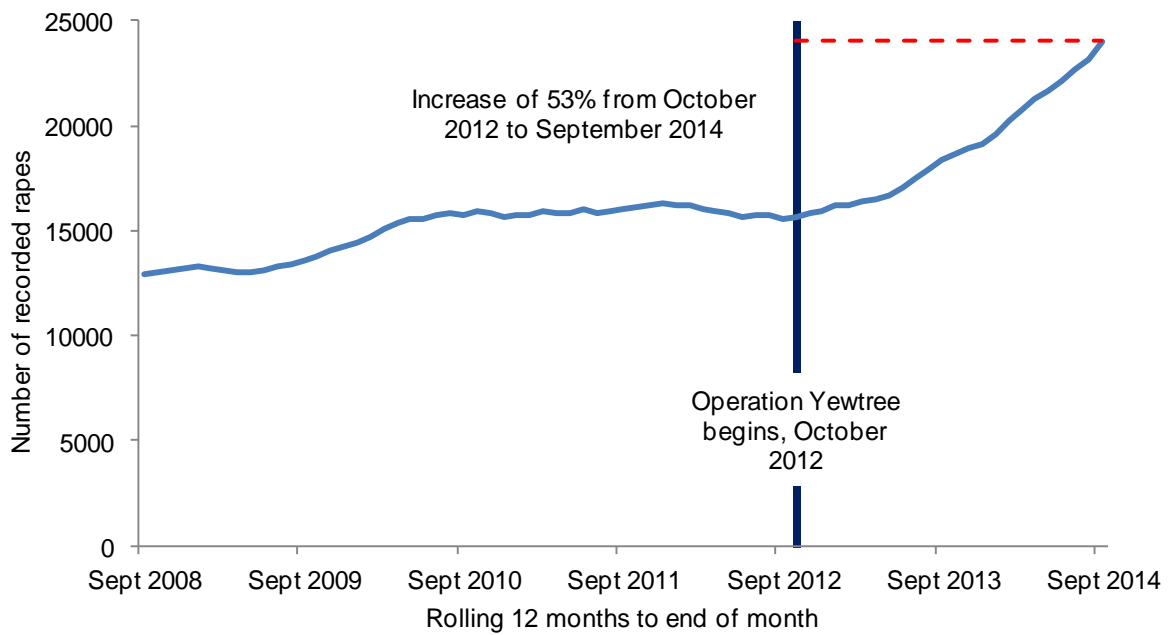
¹⁰ For other crime types the reported conviction ratio is typically the number of convictions against the number of cases that make it to prosecution. It is only with rape that the conviction ratio is regularly taken against the number of recorded rapes, and not how many cases go to trial.

Understanding data about rape: a word of caution

The police service works to prevent and therefore reduce crime, including rape. At the same time, the police service wants to encourage more victims to come forward and report rapes so that actions can be taken by a wide range of agencies to help them and bring the perpetrators to justice. 'Prevention' and 'encouragement' are not mutually exclusive activities. Both are necessary if rape is to be tackled more effectively, but relying exclusively on the available data without further detailed analysis and interpretation may provide a misleading picture of how effectively rape is being tackled locally. In particular, improving the police's ability to investigate, solve and support the CPS in prosecuting cases of rape is dependent upon understanding, and improving, many elements of rape investigations.

The numbers, of course, can never tell the full story. For example, rises in the numbers of rapes being recorded may not be due to an increase in prevalence, but the result of improvements in how the police record crimes, or may mean that victims have an increased understanding that a crime has been committed, or feel more confident in being believed when reporting what happened to them. As an example, it may be that in the wake of publicity associated with the late Jimmy Savile and other historical abuse cases, more adult survivors of child sexual abuse, as well as more recent victims, have felt empowered to come forward to tell the police about sexual abuse. The following chart shows 12 month rolling volumes of recorded rapes from 2008 onwards. The vertical line indicates the start date of the Operation Yewtree¹¹ investigations. As you can see, this correlates with an increase of 53 percent in recorded rapes during the period between October 2012 and September 2014.

¹¹ Operation Yewtree is the Metropolitan Police Service led investigation into the alleged sexual abuse cases, predominantly the abuse of children, against the British media personality Jimmy Savile, and others.



While these figures can be interpreted as encouraging, and as a reflection of public confidence in the authorities, more work to improve victim access to specialist support may yet further increase the number of victims who feel able to report to the police.

Similarly, a fall in the number of recorded rapes may mean that victims are losing confidence in the authorities to treat them sensitively or, conversely, that police preventative strategies are working to reduce rape offending.

It is also widely recognised that rape is under-reported, with many more rapes committed than are reported to and recorded by the police. The [2013/14 Crime Survey for England and Wales](#) found that, of respondents who had experienced a serious sexual assault (including rape) since the age of 16, two thirds of the victims told somebody about their most recent experience, but only one in six told the police. The data held by the police can, therefore, only provide a partial picture of the prevalence of rape. The processes and systems the police have in place to record and manage data also vary from force to force. This can affect the way reports of rape are recorded and analysed.

Framing the right questions

The area digests use published statistics or subsets of published statistics. These digests, when considered alongside local information, will trigger important questions for those organisations responsible for dealing with rape. For example:

- What action is being taken to understand the nature and scale of rape in local communities, as well as regional and national trends?
- When forces are compared with each other, why are there wide variations in the data?
- How is targeted prevention work being taken forward?
- What action is being taken by the police and other agencies to encourage victims of rape to come forward?
- Do staff understand that victims may have been selected because of their individual or situational vulnerability, for example, learning difficulties or incapacitation due to alcohol or drugs?
- How are resources deployed to tackle rape effectively and efficiently?
- What are the training and experience profiles of staff who are required to deal with rape? In particular, do/will staff receive training on the issue of consent?
- What intelligence analysis takes place on rapes, in particular the no-criming of rape?
- What checks are in place to ensure that ALL reports of rapes are being recorded properly and on a timely basis, regardless of how they come to the attention of the force and fully in accordance with the National Crime Recording Standard?
- Are police decisions to take no further action being appropriately taken and reviewed?
- Does officer training include contributions from survivors of rape and specialist support agencies such as Rape Crisis and sexual assault referral centres (SARCs) and the Survivors Trust?
- Do victims in this local area have access to the specialist services of an Independent Sexual Violence Advisor (ISVA)?
- What do victims think of the services they receive? How do their views influence the way victims are treated?

- Are investigations and prosecutions sufficiently robust?
- Are cases being referred to the CPS appropriately for early investigative advice and then charging having been properly assessed by police decision makers as meeting the referral criteria outlined in the 5th Addition of the DPPs Guidance on Charging?
- What processes are in place to manage disclosure requests and information sharing between the different agencies?
- What constructive changes can be made to reduce and avoid delays in court hearings?
- What are prosecution teams doing to support the use of special measures in court, and support techniques such as pre-trial therapy, for vulnerable victims?
- Are there systems to ensure compliance with all current policies and procedures across the criminal justice system?
- What action has been taken to implement new policy initiatives to improve the criminal justice response to rape?
- What partnership arrangements are in place to support victims of rape?
- What measures can criminal justice agencies take to explore how data could be collected to reflect the experience of victims, as well as for performance management and administrative purposes?
- What good practice exists that can be shared more widely?

This is not an exhaustive list. In addition (and depending on the interpretation of the data and local information for any particular area), other more specific questions may also need to be asked.

Looking for answers

There is a variety of information that relevant agencies may supply to respond to these questions, for example:

- rape problem profiles¹² (and/or serious sexual offences problem profiles), as set out in the National Intelligence Model (NIM).
- pathways for reporting rape both directly to the force and through a third party – these should be readily available through the force website;
- approaches for signposting victims to help and support;
- arrangements for partnership working, for example, with local authorities, health providers, SARCs, ISVAs, rape and sexual abuse support centres (Rape Crisis England and Wales and the The Survivors Trust) and Victim Support; and
- Director of Public Prosecutions guidance on charging and CPS guidance on consent.

Again, this list is not intended to be exhaustive and other more specific local responses may be available.

Useful links

[Joint CPS and Police Action Plan on Rape](#), January 2015.

[What is Consent?](#) Guidance from the CPS, 2015.

[Director of Public Prosecutions Guidance on Charging](#), CPS, 2013.

[The Code for Crown Prosecutors](#), CPS, 2013.

[Forging the Links: Rape investigation and prosecution](#). HMIC and HMCPSP, 2012.

[Call To End Violence Against Women and Girls](#). Home Office, 2010.

[Rape and Serious Sexual Offences Legal Guidance](#), CPS.

[The Survivors Trust](#)

[Rape Crisis England and Wales](#)

¹² Note that problem profiles produced in line with the National Intelligence Model are unpublished, restricted documents.

Reading the area digest

These area digests pull together a range of HO/ONS, CPS and MoJ data in one place (see the caveats below).

The first section consists of a summary of police-recorded data, and data from the CPS and MoJ on adult and child rape. More details are provided in the subsequent sections.

Throughout the digest, 'adult' refers to a male or female victim aged 16 or over and 'child' as a male or female victim under the age of 16 years in accordance with the definitions as set out in the Sexual Offences Act 2003. Recent reports of rape that occurred in the past when the victim was under 16 years of age are recorded as a child rape regardless of the age of the victim at the time the report was made.

The second section presents a qualitative assessment of national crime recording arrangements, as reported in a previous HMIC publication on crime data integrity, to provide some context for the data in the rest of the digest.

The third section presents **police-recorded data** on rape, broken down by adult or child, comprising:

- the number of recorded rapes;
- how many rapes were initially recorded as such, but then declassified to no-crimes; and
- how many recorded rapes resulted in the suspect receiving a charge/summons.

The data in this section refer to number of offences and are recorded for the financial year.

The fourth section presents a narrative on outcomes for police rape investigations beyond prosecution.

The fifth section presents data from the **Crown Prosecution Service**, broken down into two subsections, comprising:

- the number of cases, by suspect, referred to the CPS by the force for a decision on whether or not to charge with rape and the number of defendants charged with rape; and
- the number of prosecutions and the number of convictions by defendant, and the reasons for other prosecution outcomes.

The data in this section refer to the number of suspects/defendants, and are recorded for the financial year.

The sixth section presents data from the **Ministry of Justice** comprising:

- the number of prosecutions and convictions;
- the time taken from charge to completion of proceedings; and
- the average custodial sentence lengths for convicted offenders.

The data in this section refer to number of defendants and are recorded for the calendar year, excepting the data on timeliness which are recorded for the financial year.

1. Summary of data on rape for North Yorkshire

This section provides a summary of the response to cases of rape within the local area over a period of 12 months at several stages of the criminal justice process. Each individual data set is then examined in the following pages, along with the national picture.

Be aware that there is a time lag between every stage of the criminal justice process: between recording of the crime, referral to the CPS for charging, prosecution, conviction and sentencing. As such, the data, and the numbers referred to in these tables, and in more detail in each section of the digest, may not belong to the same cohort of cases and will, therefore, not be directly comparable.

Police-recorded data supplied by the Home Office/Office for National Statistics - these are counted by offence.

Financial year		2009/10	2010/11	2011/12	2012/13	2013/14
Recorded rapes	Adult	92	109	111	106	128
	Child	59	84	64	79	88
No-crimes	Adult	12	11	12	8	7
	Child	3	2	4	4	4

Recorded rapes refers to all crimes of rape reported to the police and recorded that must be notified to the Home Office, in one financial year.

The above figures for adult and child are for offences against both women and men. In 2013/14 across England and Wales, 95 percent of recorded rape offences against adults were against women, and 80 percent of recorded rape offences against children under 16 were against girls.

A recorded crime can be no-crimes where additional verifiable information determines that no crime has been committed, or for administrative reasons (i.e. it is a duplicate crime for one already recorded). **No-crimes** refers to the number of rape offences against adults/children that have been recorded and then later no-crimes, in one financial year.

Crown Prosecution Service data - these are counted by suspect/defendant.

Financial year	2009/10	2010/11	2011/12	2012/13	2013/14
Referrals	92	99	62	53	37
Charges	35	35	25	32	30

Referrals refers to the number of suspects whose case is referred by the police to the CPS for a decision on whether or not to charge with rape, in one financial year.

Charges refers to the number of defendants that the CPS decides to prosecute, on the basis that there is enough evidence and it is in the public interest to proceed, in one financial year.

Volumes of charges in this summary are for CPS data and will differ in number from police-recorded data on charge/summons, given in section 3.

Ministry of Justice data - these are counted by defendant.

Calendar year	2009	2010	2011	2012	2013
Prosecutions	38	31	25	26	33
Convictions	18	6	7	7	10

Prosecutions refers to the number of defendants proceeded against at a magistrates' court for the principal offence of rape, in one calendar year.

Convictions refers to the number of defendants found guilty of the principal offence¹³ of rape, in one calendar year.

¹³ Where more than one offence is considered in a court case, the offence that would/did attract the most severe sentencing outcome is deemed to be the **principal offence** and other offences also dealt with in that case would be ignored. If two offences in the same case attract the same sentence, the offence with the statutory maximum sentence is deemed the principal offence.

2. Crime data integrity

The picture across England and Wales

Source: *Crime Recording: Making the Victim Count*, HMIC, November 2014

In its 2013/14 inspection programme, approved by the Home Secretary under section 54 of the Police Act 1996, HMIC committed to carry out an inspection into the way the 43 police forces in England and Wales record crime data. The inspection was carried out between December 2013 and August 2014. It was the most extensive of its kind that HMIC has undertaken into crime data integrity. Its purpose¹⁴ was to provide the answer to the question:

“To what extent can police-recorded crime information be trusted?”

The national report¹⁵ found that the police are failing to record a large proportion of the crimes reported to them. The under-recording rate for sexual offences was 26 percent, compared with 19 percent for crime in general.

The position in the case of rape and other sexual offences is a matter of especially serious concern. The inspection found 37 cases of rape which were not recorded as crimes. In addition to under-recording of sexual offences (including rapes) as crimes, the national rate of incorrect decisions to no-crime rapes was 20 percent. In the case of rape no-crime decisions, in 22 percent of cases there was no evidence that the police informed the complainant of their decision.

The picture in North Yorkshire

Source: *Crime Data Integrity: Inspection of North Yorkshire Police*, HMIC, August 2014

This report, undertaken at a force level, allows a qualitative assessment of the force’s crime recording arrangements and to make recommendations for improvement.

Full reports for local areas, which give a qualitative assessment of the relevant force’s crime recording arrangements and make recommendations for improvement, can be found here: <http://www.justiceinspectorates.gov.uk/hmic/publication/crime-data-integrity-force-reports/>

¹⁴ The HMIC 2013/14 inspection programme (available at <http://www.justiceinspectorates.gov.uk/hmic/>) provides the basis for this inspection.

¹⁵ Recorded crime data was supplied for the 12 months to the end of October 2013.

3. Analysis of police-recorded data on rape for North Yorkshire

The data below are published by the HO/ONS for crimes recorded as rape. The data are split into offences committed against adults or against children.

What data are recorded?

The following police-recorded data are reproduced here:

- the number of rapes recorded in one financial year;
- the number of no-crimes recorded in one financial year; and
- the number of charge/summons for the crime of rape in one financial year.

How are data recorded?

The numbers in the tables refer to the **number of offences** rather than suspects.

Timescales

These data are recorded for the **financial year**, the 12 months to the end of March.

Be aware that there is a **time lag** between every stage of the criminal justice process: between recording of the crime, referral to the CPS for charging, prosecution, conviction and sentencing. The cases referred to in each section of the digest **may not** follow on from each other.

For example, offences recorded in a given year may not result in a suspect being charged/summonsed until a following year. Similarly, charge/summons in one year may be for rapes recorded in a previous year.

Caveats

Where more than one crime type is involved in a single incident, the most serious of the offences – the principal offence – is counted.

Volumes of police-recorded data for the British Transport Police (BTP) are not included in any of the local area digests. The BTP is a national force, and we cannot disaggregate their recorded crime data to a local level. Across England and Wales, 18 rapes were recorded by the BTP for the financial year 2013/14.

BTP will engage with a local CPS area on a case-by-case basis to mount any case for prosecution. As such, BTP cases that continue to prosecution will be included in CPS and MoJ data, but will amount to small numbers at a local level.

Police-recorded data are presented for 42 local areas across England and Wales.

All of the factors above **do not allow for meaningful comparison to be made between these data and the data from the CPS and the MoJ presented in subsequent sections.**

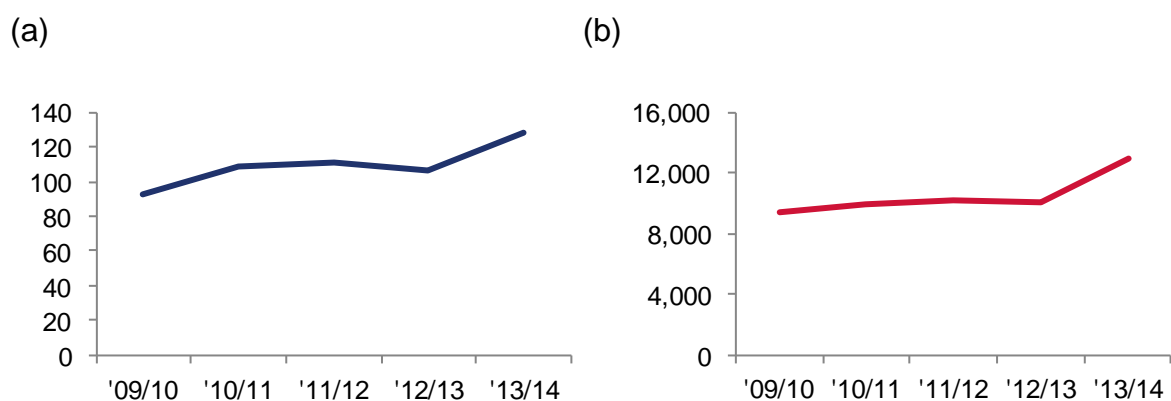
ADULT: Recorded rapes

Recorded rapes refers to all crimes of rape reported to the police that must be notified to the HO, in one financial year.

Readers should be aware that many factors beyond the actual incidence of rape can have an effect on the recorded crime rates. For example, increased publicity associated with high-profile sexual abuse cases, such as Operation Yewtree among others, has encouraged more survivors of sexual abuse to come forward to the police.

Improved recording of crime by the police, in part prompted by an HMIC inspection¹⁶ among other reviews, will also have had an effect on recorded crime numbers.

Figure 3.1: Number of adult rape offences recorded for the financial year (a) for North Yorkshire¹⁷ and (b) for England and Wales. The figures in brackets in the table give the number of adult recorded rapes per 100,000 adult population.

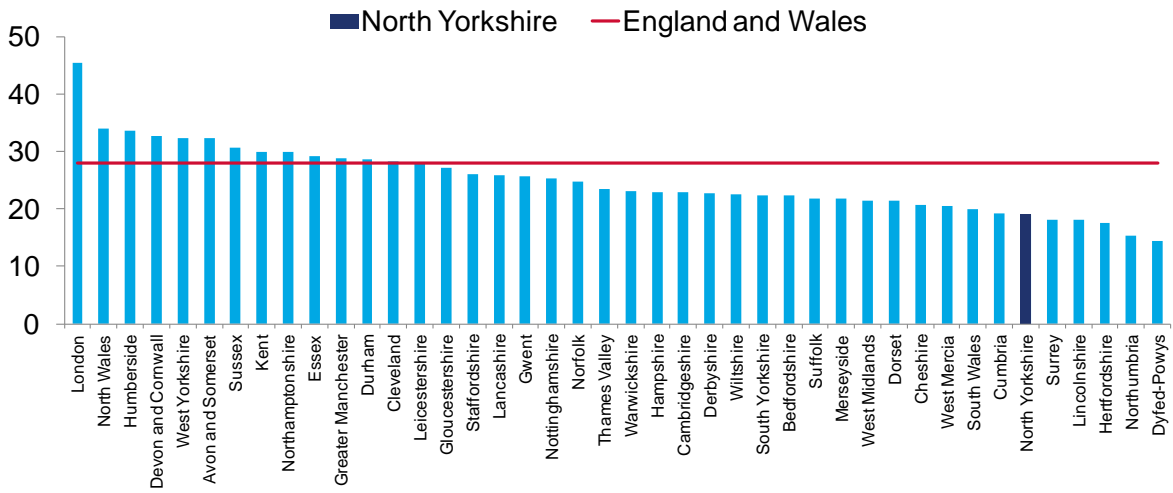


Financial year	2009/10	2010/11	2011/12	2012/13	2013/14
North Yorkshire	92	109	111	106	128
	(14)	(16)	(17)	(16)	(19)
England and Wales	9,383	9,847	10,146	10,072	12,952
	(20)	(21)	(22)	(22)	(28)

¹⁶ A full report can be found here: <http://www.justiceinspectorates.gov.uk/hmic/publication/crime-data-integrity-force-reports/>

¹⁷ Be aware that, where the volumes for individual areas are small, any year-on-year difference can appear volatile and may not represent a significant difference.

Figure 3.2: Number of adult rapes recorded per 100,000 adult population for the financial year 2013/14: a comparison of local areas in England and Wales.



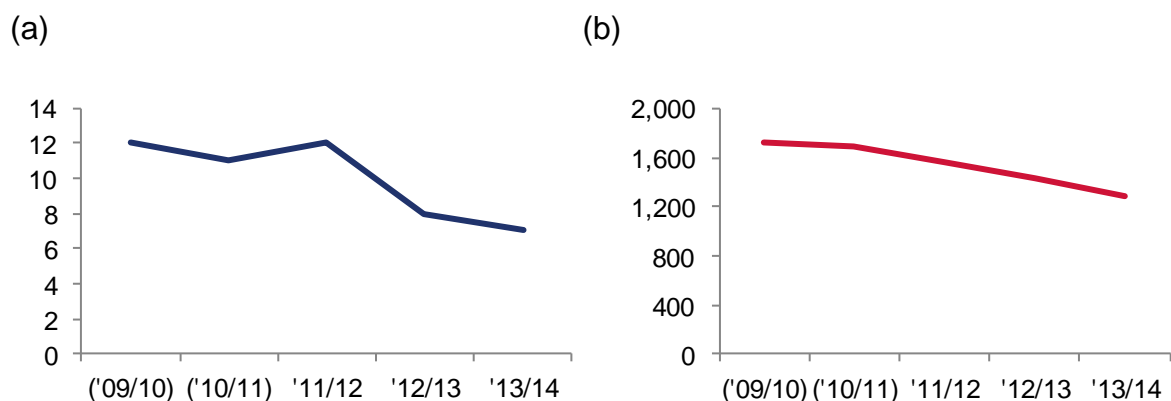
ADULT: No-crimes

No-crimes refers to the number of rape offences that have been recorded and then later no-crimed, in one financial year. In many cases, reports of rape may be no-crimed for administrative reasons, the most common among these being that a duplicate record of the crime already exists, or that the case is transferred to another force. In other cases, a no-crime will result where additional verifiable information determines that no crime has taken place.

The **no-crime ratio** is the number of no-crimes recorded in the period divided by the sum of the number of crimes and no-crimes recorded in the same period. The ratio should, therefore, be considered alongside the raw figures for recorded rapes. Offences recorded in a given year may not be no-crimed until a following year.

Please note that for the financial years 2009/10 and 2010/11, no-crime data were not published and so the data have not been verified with forces. To highlight this, these two years are given in brackets on the chart axes and in the table.

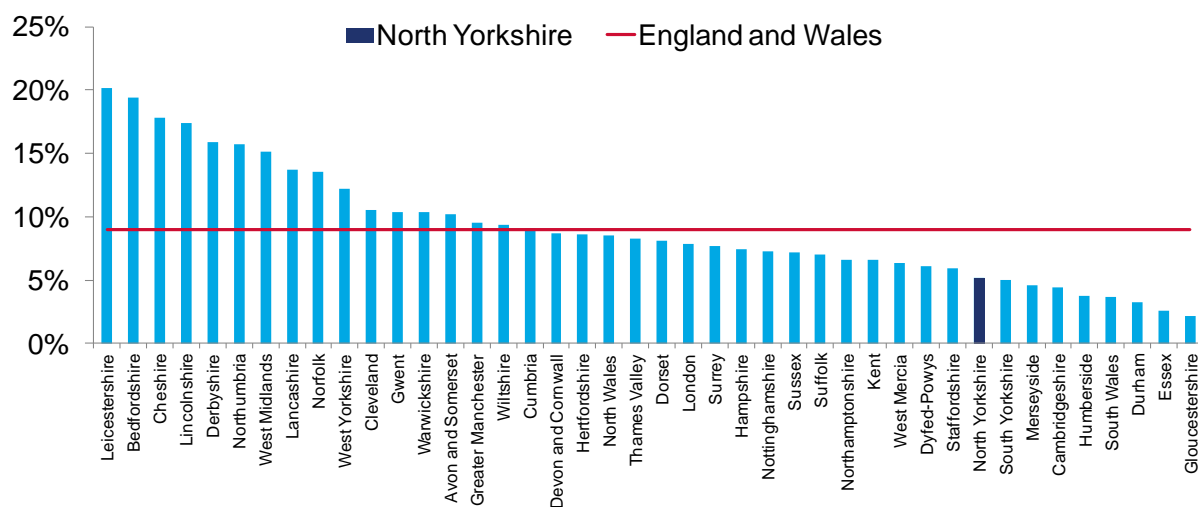
Figure 3.3: Number of no-crimes for adult rape for the financial year (a) for North Yorkshire¹⁸ and (b) for England and Wales. The figures in brackets in the table give the no-crime ratio.



Financial year	(2009/10)	(2010/11)	2011/12	2012/13	2013/14
North Yorkshire	12	11	12	8	7
	(12%)	(9%)	(10%)	(7%)	(5%)
England and Wales	1,730	1,689	1,558	1,438	1,278
	(16%)	(15%)	(13%)	(12%)	(9%)

¹⁸ Be aware that, where the volumes for individual areas are small, any year-on-year difference can appear volatile and may not represent a significant difference.

Figure 3.4: No-crime ratio for adult rape for the financial year 2013/14¹⁹: a comparison of local areas in England and Wales.



These figures predate the recent HMIC national report on crime data integrity, published in November 2014 and available at www.justiceinspectrates.gov.uk/hmic. We anticipate that, as forces continue to improve their recording processes, there will be changes in the ratios of no-crimes in future digests.

Nationally from April 2015 the recording of no-crimes is moving to a system that will allow disaggregation of the reasons why recorded crimes may be subsequently cancelled, to include instances of duplication, force transfers and other no-crimes, for improved transparency.

¹⁹ Since the volumes of recorded rapes and no-crimes can be small at a local area level, any areas with fewer than 50 recorded rapes and no-crimes combined in the 12 month period will be excluded from the comparison bar chart.

ADULT: Charge/summons

Charge/summons refers to the number of offences where, based on the police investigation, the CPS decides there is sufficient evidence for a realistic prospect of conviction and it is in the public interest to proceed against the suspect, in one financial year. When recorded by the police, these are counted by offence.

There are a number of outcomes to police investigations of rape, of which prosecutions are but one. Emphasising the importance of this helps encourage survivors to come forward to explore which option is most appropriate for them.

Cautions in rape cases are very rare. Once the CPS has decided that there is sufficient evidence, and it is in the public interest to go forward, in almost every case the suspect will receive a charge/summons, and the case will proceed to court. Ministry of Justice data show that, in North Yorkshire in the calendar year 2013, no offenders received a caution for rape,²⁰ and only 20 were issued across England and Wales. These data from the MoJ are not split by adult or child victim.

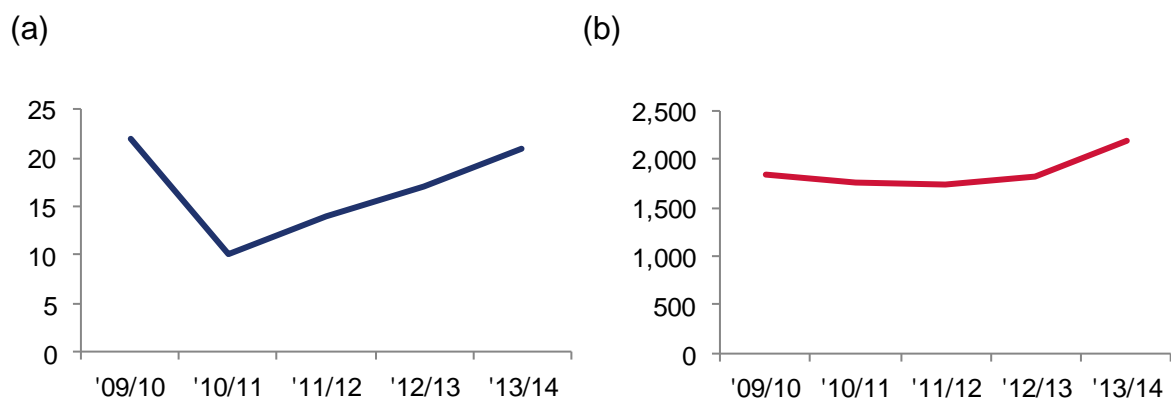
Cautions for rape offences are only given in the most exceptional circumstances, and the decision to do so is made on a case-by-case basis, considering the specific context of each case. Examples could include cases involving young offenders, or offenders otherwise considered vulnerable, for example, with severe learning disabilities. Any decision to caution for rape must be made in consultation with the Crown Prosecution Service and with consideration of the wishes and best interests of victims, as well as the public.

The **charge/summons ratio** is the number of charge/summons in one financial year, divided by the number of recorded rapes over that same financial year. The ratio should, therefore, be considered alongside the raw figures for recorded rapes.

Offences recorded in a given year may not result in a suspect being charged/summonsed until a following year.

²⁰ This figure is not split into offences against adults and children, is counted by offender, and is recorded for the calendar year, and so is not directly comparable with the other data in this section.

Figure 3.5: Number of charge/summons for adult rape for the financial year (a) for North Yorkshire²¹ and (b) for England and Wales. The figures in brackets in the table give the charge/summons ratio.



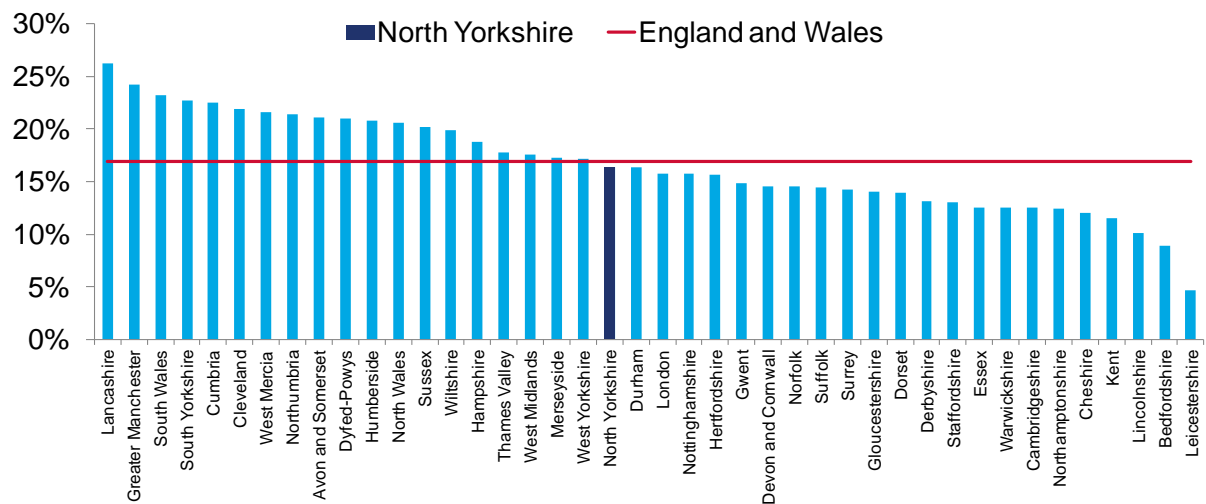
Financial year	2009/10	2010/11	2011/12	2012/13	2013/14
North Yorkshire	22 (24%)	10 (9%)	14 (13%)	17 (16%)	21 (16%)
England and Wales	1,845 (20%)	1,764 (18%)	1,740 (17%)	1,817 (18%)	2,186 (17%)

Readers should be aware that many factors beyond the actual incidence of rape can have an effect on the recorded crime rates. For example, increased publicity associated with high-profile sexual abuse cases, such as Operation Yewtree among others, has encouraged more survivors of sexual abuse to come forward to the police.

Improved recording of crime by the police, in part prompted by an HMIC inspection among other reviews, will also have had an effect on recorded crime numbers. As a result of the time lag between a case being reported and a suspect being charged, these effects may be partly responsible for any change in the charge/summons ratio in 2013/14.

²¹ Be aware that, where the volumes for individual areas are small, any year-on-year difference can appear volatile and may not represent a significant difference.

Figure 3.6: Charge/summons ratio for adult rape for the financial year 2013/14²²: a comparison of local areas in England and Wales.



²² Since the volumes of recorded rapes can be small at a local area level, any areas with fewer than 50 recorded rapes in the 12 month period will be excluded from the comparison bar chart.

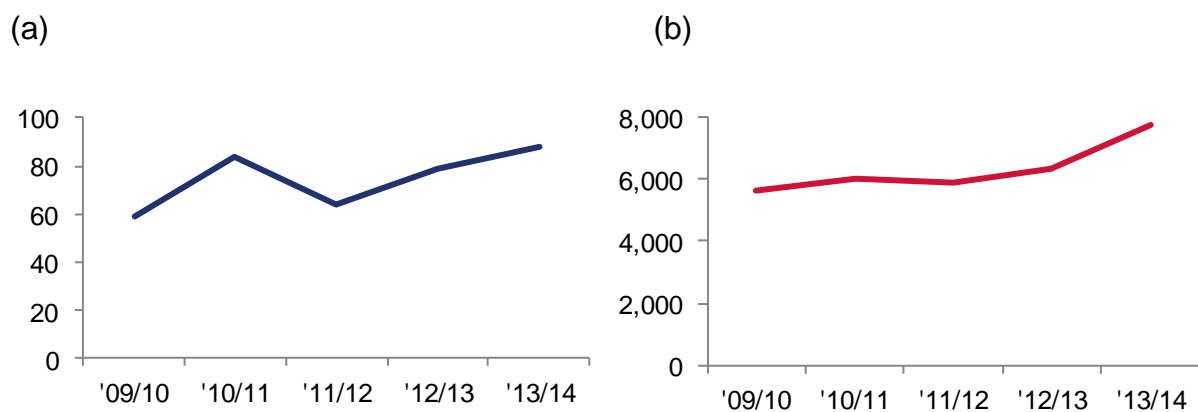
CHILD: Recorded rapes

Recorded rapes refers to all crimes of rape reported to the police that must be notified to the HO, in one financial year.

Readers should be aware that many factors beyond the actual incidence of rape can have an effect on the recorded crime rates. For example, increased publicity associated with high-profile sexual abuse cases, such as Operation Yewtree among others, has encouraged more survivors of sexual abuse to come forward to the police.

Improved recording of crime by the police, in part prompted by an HMIC inspection among other reviews, will also have had an effect on recorded crime numbers.

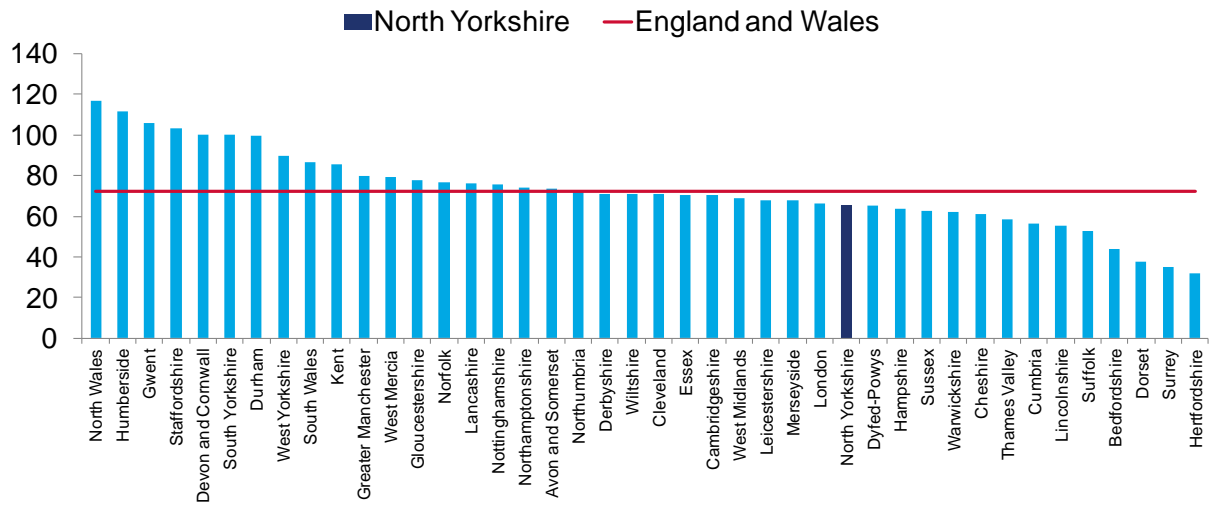
Figure 3.7: Number of child rape offences recorded for the financial year (a) for North Yorkshire²³ and (b) for England and Wales. The figures in brackets in the table give the number of child recorded rapes per 100,000 child population.



Financial year	2009/10	2010/11	2011/12	2012/13	2013/14
North Yorkshire	59 (44)	84 (62)	64 (47)	79 (58)	88 (65)
England and Wales	5,674 (53)	6,035 (56)	5,878 (55)	6,321 (59)	7,775 (72)

²³ Be aware that, where the volumes for individual areas are small, any year-on-year difference can appear volatile and may not represent a significant difference.

Figure 3.8: Number of child rapes recorded per 100,000 child population for the financial year 2013/14: a comparison of local areas in England and Wales.



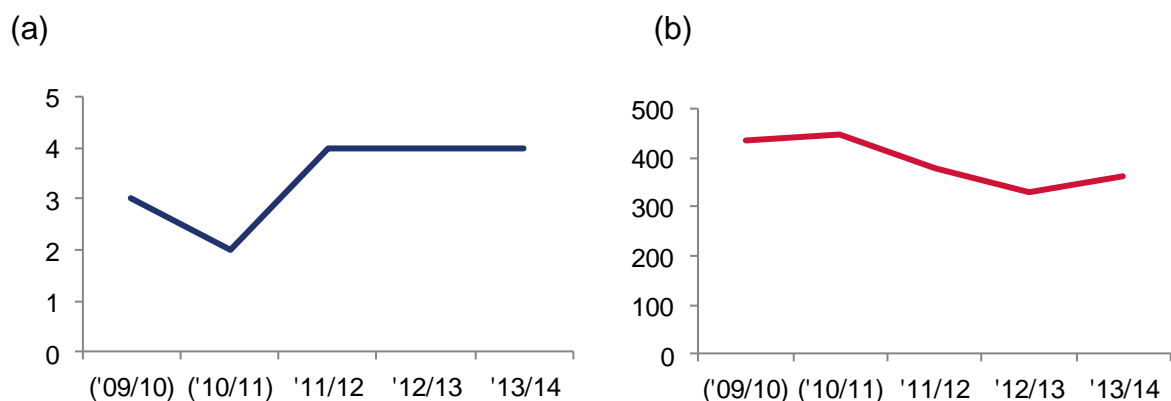
CHILD: No-crimes

No-crimes refers to the number of rape offences that have been recorded and then later no-crimed, in one financial year. In many cases, reports of rape may be no-crimed for administrative reasons, the most common among these being that a duplicate record of the crime already exists, or that the case is transferred to another force. In other cases, a no-crime will result where additional verifiable information determines that no crime has taken place.

The **no-crime ratio** is the number of no-crimes recorded in the period divided by the sum of the number of crimes and no-crimes recorded in the same period. The ratio should, therefore, be considered alongside the raw figures for recorded rapes. Offences recorded in a given year may not be no-crimed until a following year.

Please note that for the financial years 2009/10 and 2010/11, no-crime data were not published and so have not been verified with forces. To highlight this, these two years are given in brackets on the chart axes and in the table.

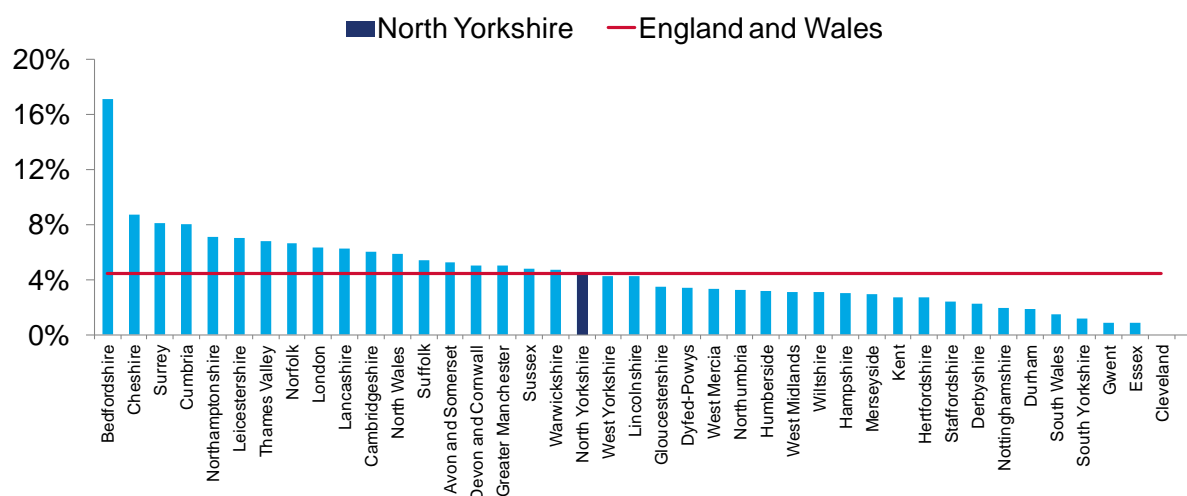
Figure 3.9: Number of no-crimes for child rape for the financial year (a) for North Yorkshire²⁴ and (b) for England and Wales. The figures in brackets in the table give the no-crime ratio.



Financial year	(2009/10)	(2010/11)	2011/12	2012/13	2013/14
North Yorkshire	3 (5%)	2 (2%)	4 (6%)	4 (5%)	4 (4%)
England and Wales	434 (7%)	446 (7%)	380 (6%)	330 (5%)	361 (4%)

²⁴ Be aware that, where the volumes for individual areas are small, any year-on-year difference can appear volatile and may not represent a significant difference.

Figure 3.10: No-crime ratio for child rape for the financial year 2013/14²⁵: a comparison of local areas in England and Wales.



These figures predate the recent HMIC national report on crime data integrity, published in November 2014 and available at www.justiceinspectorates.gov.uk/hmic. We anticipate that, as forces continue to improve their recording processes, there will be changes in the ratios of no-crimes in future digests.

Nationally from April 2015 the recording of no-crimes is moving to a system that will allow disaggregation of the reasons why recorded crimes may be subsequently cancelled, to include instances of duplication, force transfers and other no-crimes, for improved transparency.

²⁵ Since the volumes of recorded rapes and no-crimes can be small at a local area level, any areas with fewer than 50 recorded rapes and no-crimes combined in the 12 month period will be excluded from the comparison bar chart.

CHILD: Charge/summons

Charge/summons refers to the number of offences where, based on the police investigation, the CPS decides there is sufficient evidence for a realistic prospect of conviction and it is in the public interest to proceed against the suspect, in one financial year. Where recorded by the police, these are counted by offence.

There are a number of outcomes to police investigations of rape, of which prosecutions are but one. Emphasising the importance of this helps encourage survivors to come forward to explore which option is most appropriate for them.

Cautions in rape cases are very rare. Once the CPS has decided that there is sufficient evidence, and it is in the public interest to go forward, in almost every case the suspect will receive a charge/summons, and the case will proceed to court. Ministry of Justice data show that, in North Yorkshire in the calendar year 2013, no offenders received a caution for rape,²⁶ and only 20 were issued across England and Wales. These data from the MoJ are not split by adult or child victim.

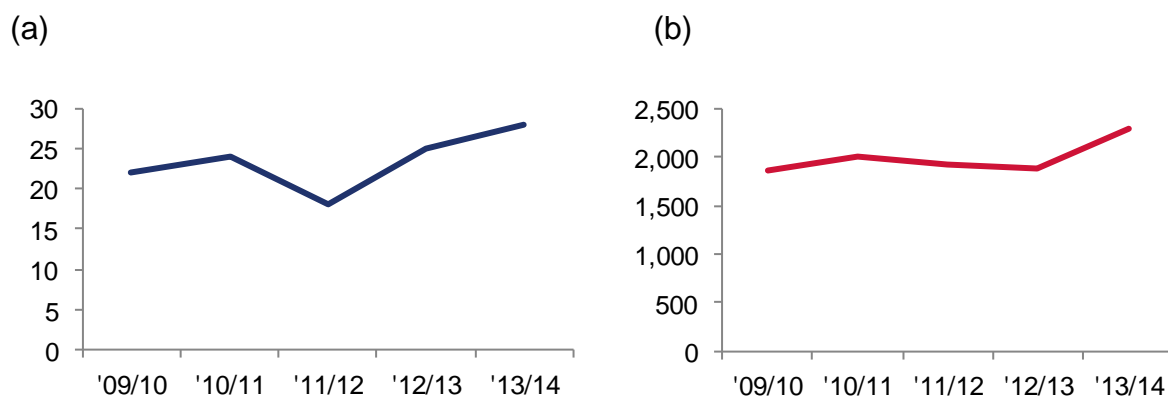
Cautions for rape offences are only given in the most exceptional circumstances, and the decision to do so is made on a case-by-case basis, considering the specific context of each case. Examples could include cases involving young offenders, or offenders otherwise considered vulnerable, for example, with severe learning disabilities. Any decision to caution for rape must be made in consultation with the Crown Prosecution Service and with consideration of the wishes and best interests of victims, as well as the public.

The **charge/summons ratio** is the number of charge/summons in one financial year divided by the number of recorded rapes over that same financial year. The ratio should, therefore, be considered alongside the raw figures for recorded rapes.

Offences recorded in a given year may not result in a suspect being charged/summonsed until a following year.

²⁶ This figure is not split into offences against adults and children, is counted by offender, and is recorded for the calendar year, and so is not directly comparable with the other data in this section.

Figure 3.11: Charge/summons volumes for child rape for the financial year (a) for North Yorkshire²⁷ and (b) for England and Wales. The figures in brackets in the table give the charge/summons ratio.



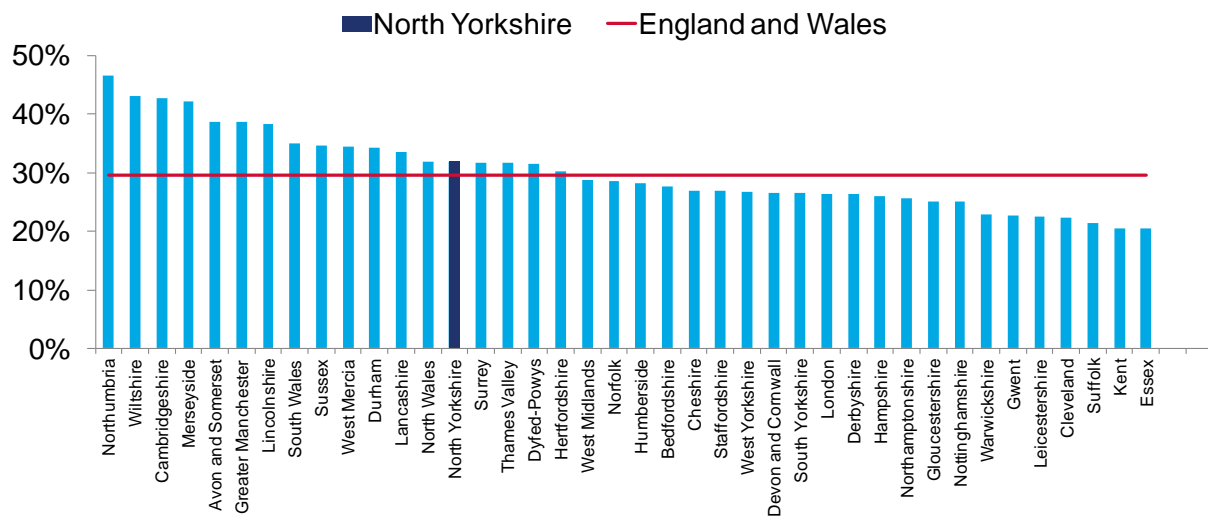
Financial year	2009/10	2010/11	2011/12	2012/13	2013/14
North Yorkshire	22 (37%)	24 (29%)	18 (28%)	25 (32%)	28 (32%)
England and Wales	1,871 (33%)	2,015 (33%)	1,921 (33%)	1,878 (30%)	2,306 (30%)

Readers should be aware that many factors beyond the actual incidence of rape can have an effect on the recorded crime rates. For example, increased publicity associated with high-profile sexual abuse cases, such as Operation Yewtree among others, has encouraged more survivors of sexual abuse to come forward to the police.

Improved recording of crime by the police, in part prompted by an HMIC inspection among other reviews, will also have had an effect on recorded crime numbers. Due to the time lag between a case being reported and a suspect being charged, these effects may be partly responsible for any change in the charge/summons ratio in 2013/14.

²⁷ Be aware that, where the volumes for individual areas are small, any year-on-year difference can appear volatile and may not represent a significant difference.

Figure 3.12: Charge/summons ratio for child rape for the financial year 2013/14²⁸: a comparison of local areas in England and Wales.



²⁸ Since the volumes of recorded rapes can be small at a local area level, any areas with fewer than 50 recorded rapes in the 12 month period will be excluded from the comparison bar chart.

4. Outcomes for Police Rape Investigations

Historically, success in police rape investigations has been judged by the proportion of cases where charges have been authorised. In the past, this has been referred to nationally as the sanction detection rate and forces have been compared and judged by this data.

While charging, and more vitally, convicting offenders is an extremely important outcome and is the focus of investigators, it should not be regarded as the only successful outcome for survivors of these crimes.

Following the disclosure of Jimmy Savile's offending history, hundreds of survivors contacted police and agencies across the country to report sexual offences that Savile and other high-profile individuals had committed against them. Many of those survivors may have contacted police with a low expectation of a judicial outcome but, for the first time, many were provided with an opportunity to discuss the offending and they were listened to and believed. Some were then able to access vital support services.

As a consequence of Operation Yewtree and associated investigations there has been a significant increase in reporting of such offences, and numbers of recorded rapes nationally have increased by 31 percent over the 12 months to the end of September 2014.

In addition, a number of survivors have reported non-recent abuse that they were subjected to in their childhoods. In some of these cases they have disclosed not with a view to a prosecution but because they have discovered the perpetrator may now have access to children. In cases of this nature, a criminal prosecution may not be the outcome that would necessarily have been sought by the survivor. However, they rightly expect police and other agencies to ensure that the children are safeguarded and that robust measures are taken to deny the perpetrator an opportunity to reoffend.

In other circumstances survivors may initially report offences such as those relating to domestic violence and, during the investigation, a disclosure of rape within the relationship may be made. On a number of occasions the person reporting has not supported a rape prosecution but has sought protection from violence or threats of violence, and they have been safeguarded and professional support provided.

In some cases of Child Sexual Exploitation (CSE), survivors may have been identified but may have not been in a position to support a prosecution, and it may not be in the child's best interest to do so. In cases of this nature, safeguarding and support are essential for the child, and their welfare is paramount. In some of these cases, the opportunity to prosecute successfully for sexual offences may be limited.

However, in a number of cases, the perpetrators have been arrested and prosecuted for other serious offences using evidence provided by police, negating the requirement for the survivor to give evidence in court. The potential for this approach should be considered by investigating officers and such cases will benefit from early investigative advice from the CPS. This is not just the case for CSE and also applies to adult sexual offences.

In the examples above, reports of rape may have been made to police and a record made within local crime reporting systems. Without a charge for a rape or sexual offence all of those examples would be concluded as 'undetected', although alternative resolutions may have been provided to the satisfaction of the person reporting.

5. Analysis of Crown Prosecution Service data for North Yorkshire

The CPS is the principal prosecuting authority for England and Wales, acting independently in criminal cases investigated by the police and others. The CPS:

- decides which cases should be prosecuted – keeping them all under continuous review;
- determines the appropriate charges in more serious or complex cases – advising the police during the early stages of investigations;
- prepares cases and presents them at court – using a range of in-house advocates, self-employed advocates or agents in court; and
- provides information, assistance and support to victims and prosecution witnesses.

The Code for Crown Prosecutors (www.cps.gov.uk) sets out the basic principles to be followed by Crown Prosecutors when they make case decisions. The CPS does not determine guilt – that is a matter for the jury to decide on the facts of a case as presented to the court. The CPS aims to build the strongest possible cases on the available evidence in order to assist the jury in this task.

CHILD and ADULT data

The data below are from the CPS Case Management System for cases flagged as ‘rape’ (see the caveats below). The data are not split into adult and child offences.

Which data are recorded?

The following CPS data are reproduced here:

- the number of referrals from the police to the CPS in one financial year for a decision on whether to charge a suspect with rape, and the number of those suspects charged;
- the number of prosecutions flagged as rape (see caveats below) that finish in one financial year, and the number of those prosecutions that end in a conviction; and
- the reasons recorded for cases that do not result in a conviction.

How are data recorded?

The numbers in the tables refer to the **number of suspects** whose cases are referred to the CPS for a decision on whether to charge them with rape and those who are charged, and the **number of defendants** prosecuted and those who are convicted.

If a case has multiple suspects/defendants, an outcome for each will be counted separately, but could be recorded by the police as one crime. For example, if one victim is raped by two suspects it would be recorded as one crime (recorded rape volumes from section 3) but potentially two decisions to charge, two prosecutions and two convictions, and if one suspect rapes two victims this could be recorded as two crimes and potentially one decision to charge, one prosecution and one conviction.

Timescales

These data are recorded for the **financial year**, the 12 months to the end of March.

Be aware that there is a **time lag** between every stage of the criminal justice process: between recording of the crime, referral to the CPS for charging, prosecution, conviction and sentencing. The cases referred to in each section of the digest **may not** follow on from each other.

For example, CPS data on pre-charge decisions covers those cases, by suspect, forwarded to the CPS during a financial year for charging decisions. They are, therefore, not directly comparable in numbers with data on those prosecuted which covers cases, by defendant, finalised during the same financial year.

Caveats

Data from the CPS are grouped into 42 local areas across England and Wales.

For CPS data, a rape flag may be applied at the beginning of a case (where it remains even if the charge(s) of rape are later amended or dropped) or applied later in the prosecution process if rape charges are subsequently preferred.

The combined issues of small volumes of cases, a time lag between different stages of the criminal justice process and different counting rules in different organisations can make comparison year on year or between areas misleading. As such, we have not presented the data in this section in comparison bar charts, and only show ratios when the data sets are from the same organisation and time period. Where figures at a local level are too small to make meaningful comparison, we have instead presented the national picture.

All of the factors above **prevent meaningful comparison from being made between these data, the police-recorded data presented earlier in this digest and the MoJ data presented in subsequent sections.**

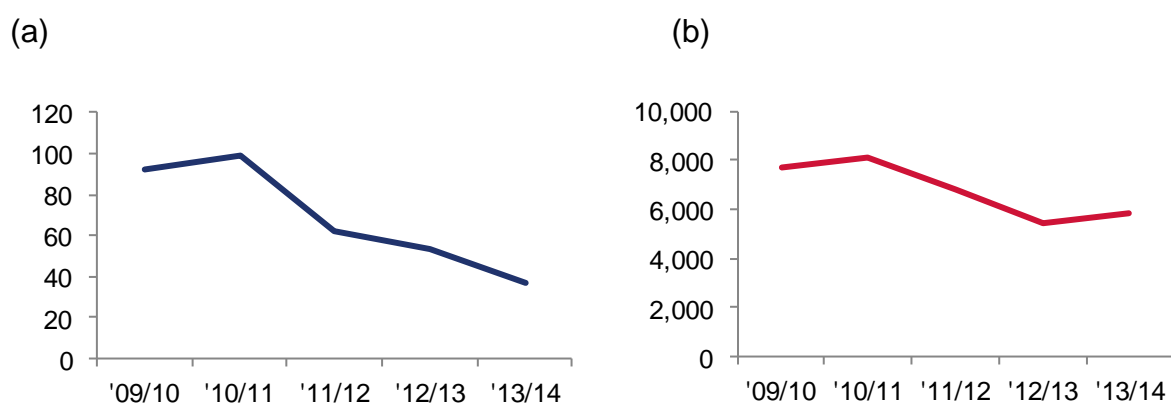
Referrals and charges

This section examines the number of cases that are referred to the CPS by forces for a decision on whether or not to charge a suspect with rape, and the number of those decisions that result in a suspect being charged.

Referrals

Data below on **referrals** cover those cases, by suspect, forwarded to the CPS in one financial year for charging decisions.

Figure 5.1: Number of police referrals to the CPS for the financial year (a) for North Yorkshire²⁹ and (b) for England and Wales.



Financial year	2009/10	2010/11	2011/12	2012/13	2013/14
North Yorkshire	92	99	62	53	37
England and Wales	7,683	8,130	6,822	5,404	5,850

It is also worth noting that the number of referrals made to the CPS can be affected by the degree to which a force seeks early investigative advice from the CPS on rape cases. In 2013/14 work was undertaken to reverse the previously identified fall in volumes of rape cases referred by the police and charged by prosecutors.

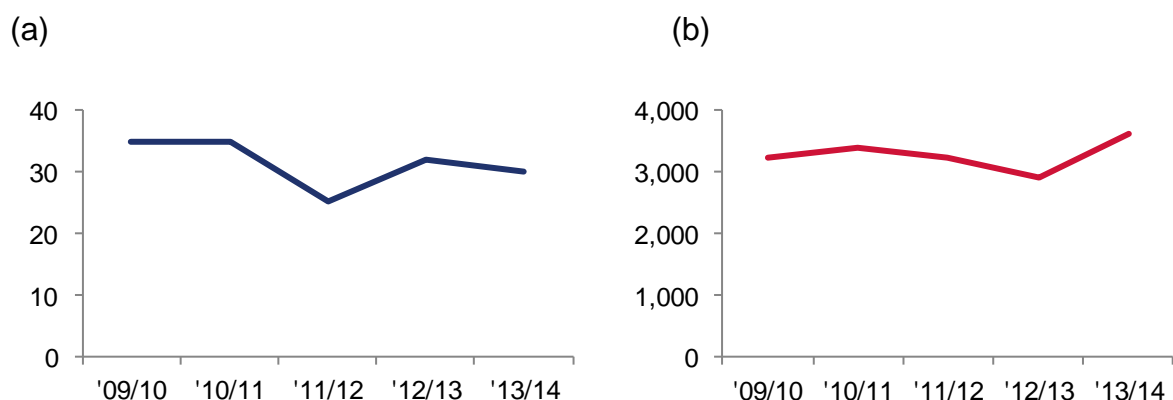
²⁹ Be aware that, where the volumes for individual areas are small, any year-on-year difference can appear volatile and may not represent a significant difference.

Charges

Charges refer to the number of defendants that the CPS decides to prosecute, on the application of the Full Code Test or Threshold Test as appropriate³⁰ and a determination that there is sufficient evidence and it is in the public interest to proceed, in one financial year. When recorded by the CPS, these are counted by defendant.

The **charge rate** is the proportion of referrals to the CPS that results in a decision to charge.

Figure 5.2: Number of suspects charged by the CPS for the financial year (a) for North Yorkshire³¹ and (b) for England and Wales. The figures in brackets in the table give the charge rate³².



Financial year	2009/10	2010/11	2011/12	2012/13	2013/14
North Yorkshire	35 (38%)	35 (35%)	25 (40%)	32 (60%)	30 (81%)
England and Wales	3,232 (42%)	3,387 (42%)	3,213 (47%)	2,889 (53%)	3,621 (62%)

³⁰ See Annex B for definitions.

³¹ Be aware that, where the volumes for individual areas are small, any year-on-year difference can appear volatile and may not represent a significant difference.

³² Since the volume of referrals to the CPS is small for many of the local areas, we do not present a comparison bar chart of the ratios.

Prosecutions and convictions

Prosecution and conviction numbers in this section are recorded by defendant in one financial year for cases flagged as rape by the CPS. A rape flag may be applied at the beginning of a case (where it remains even if the charge(s) of rape are later amended or dropped) or applied later in the prosecution process if rape charges are subsequently preferred.

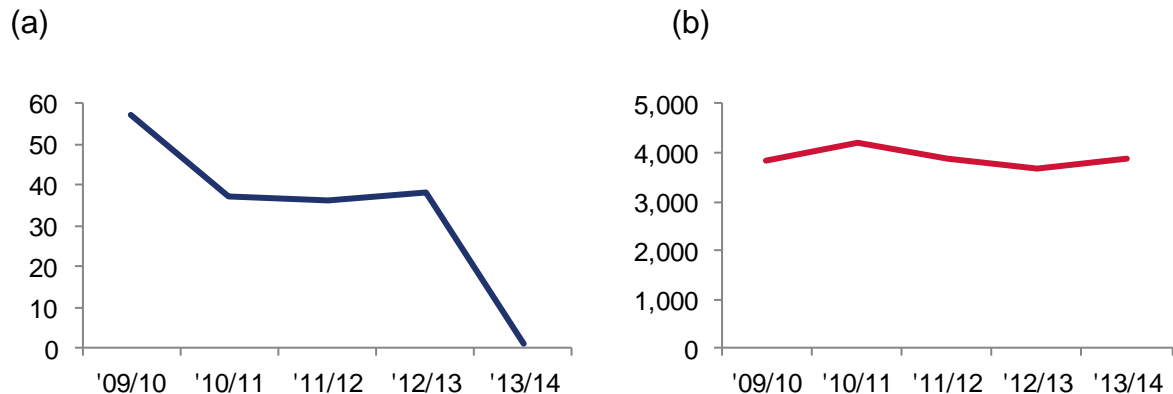
As such, these numbers may include cases where the defendant was charged with rape but prosecuted for an alternative offence.

From CPS data, for prosecutions across England and Wales finalised in the financial year 2013/14, of those cases initially flagged as rape, 98 percent were prosecuted for the principal offence categories of 'sexual offences, including rape' or more serious principal offences of 'homicides', or for 'offences against the person'.

Prosecutions

Prosecutions refers to the number of prosecutions, by defendant, finalised in one financial year for cases with a CPS rape flag.

Figure 5.3: Number of prosecutions recorded by the CPS for the financial year by defendant (a) for North Yorkshire³³ and (b) for England and Wales.



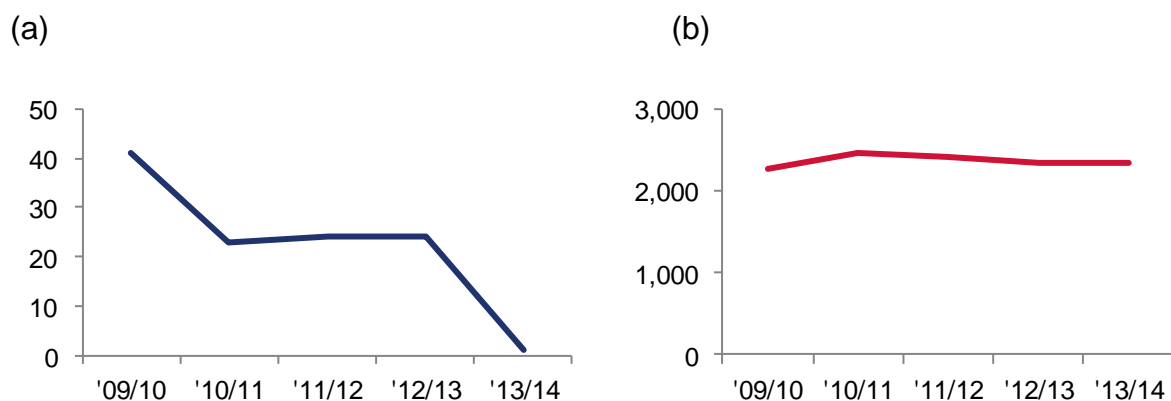
Financial year	2009/10	2010/11	2011/12	2012/13	2013/14
North Yorkshire*	57	37	36	38	1
England and Wales	3,819	4,208	3,864	3,692	3,891

³³ Be aware that, where the volumes for individual areas are small, any year-on-year difference can appear volatile and may not represent a significant difference.

Convictions

Convictions refers to the number of defendants convicted of any offence in one financial year for cases with a CPS rape flag.

Figure 5.4: Number of convictions recorded by the CPS for the financial year by defendant (a) for North Yorkshire³⁴ and (b) for England and Wales.



Financial year	2009/10	2010/11	2011/12	2012/13	2013/14
North Yorkshire*	41	23	24	24	1
England and Wales	2,270	2,465	2,414	2,333	2,348

*In 2013/14 there was only one record of a finalised prosecution in North Yorkshire. This was because, due to the geographical location of the two CPS rape and serious sexual offence (RASSO) units in Yorkshire, the finalisations were recorded in West Yorkshire and Humberside. As such, CPS numbers for prosecutions and convictions in that period are recorded across CPS Yorkshire and Humberside as a whole, and therefore are not entirely representative of the police force area's caseload in North Yorkshire.

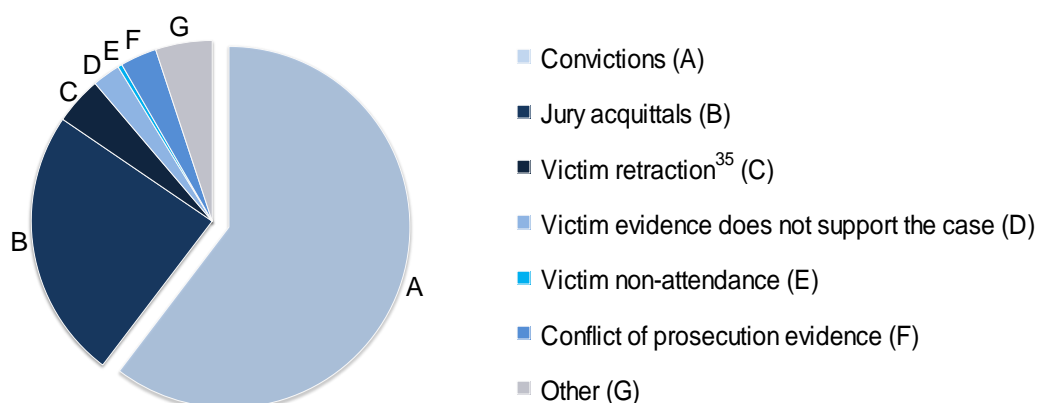
³⁴ Be aware that, where the volumes for individual areas are small, any year-on-year difference can appear volatile and may not represent a significant difference.

Prosecution outcomes across England and Wales

Cases where the defendant is proceeded against and is not convicted at trial can be the result of several circumstances; recorded reasons comprising these cases are shown, alongside convictions, in figure 5.5. Since figures at a local level are too small to make meaningful comparison, we have instead presented the national picture.

The 'other' category includes reasons of an essential legal element missing, of an unreliable witness, of administrative finalisations and a small number of other reasons.

Figure 5.5: Breakdown of prosecution outcomes as a proportion of the total number for cases flagged as rape, by defendant, for England and Wales in the financial year 2013/14.



Outcome	Volume
Prosecutions ending in conviction	2,348
Prosecutions not ending in conviction due to	
Jury acquittals	941
Victim retraction ³⁵	166
Victim evidence does not support the case	97
Victim non-attendance	15
Conflict of prosecution evidence	127
Other	197

³⁵ Victim retraction is where the evidence of the victim supports the prosecution case, but the victim refuses to be called as a witness, retracts, or withdraws a complaint. The technical definitions used for gathering the data shown here are provided in Annex B.

In the financial year 2013/14, jury acquittals³⁶ were the main reason for a prosecution not resulting in a conviction of the defendant (941, making up 61 percent of those prosecutions that do not end in conviction). This has risen annually from 693 (45 percent) in the financial year 2009/10.

Jury acquittals are where the defendant is found not guilty by the jury after a trial in which the prosecution and defence are called on to present their case in the Crown Court.

The technical definitions used for gathering the data shown here are provided in Annex B.

Victim retraction is where the evidence of the victim supports the prosecution case, but the victim refuses to be called as a witness, retracts, or withdraws a complaint. Victims may withdraw or retract their reports for a range of reasons – fear of giving evidence in court, fear that the process will be too distressing, fear of being disbelieved, through to delays in going to trial.

³⁶ Cases dismissed after full summary trial are included within this category, in figure 5.5, but amount to very small numbers.

6. Analysis of Ministry of Justice data for North Yorkshire

CHILD and ADULT data

The data below are from the MoJ criminal justice statistics for crimes recorded as rape. The data are not split into adult and child offences.

What data are recorded?

The following MoJ data are reproduced here:

- the number of prosecutions for the principal offence (see caveats below) of rape in one calendar year;
- the number of convictions for the principal offence of rape in one calendar year;
- the typical time from the defendant being charged with rape to the eventual court result for cases completed in one financial year; and
- the average length of a custodial sentence for those convicted of rape across England and Wales for the calendar years 2009 to 2013.

How are data recorded?

The numbers in the tables refer to the **number of defendants** prosecuted and those who are convicted.

If a case has multiple defendants, an outcome for each will be counted separately, but could be recorded by the police as one crime. For example, if one victim is raped by two suspects it would be recorded as one crime (recorded rape volumes from section 3) but potentially two decisions to charge, two prosecutions and two convictions, and if one suspect rapes two victims this could be recorded as two crimes and potentially one decision to charge, one prosecution and one conviction.

Timescales

Prosecutions, convictions and sentencing data are recorded for the **calendar year**, the 12 months to the end of December.

Timeliness data are recorded for the **financial year**, the 12 months to the end of March.

Be aware that there is a **time lag** between every stage of the criminal justice process: between recording of the crime, referral to the CPS for charging,

prosecution, conviction and sentencing. The cases referred to in each section of the digest **may not** follow on from each other.

For example, MoJ data on prosecutions covers those cases, by defendant, proceeded against at a magistrates' court during a calendar year. They are, therefore, not directly comparable in numbers with convictions data which covers those cases, by defendant, finalised during the same calendar year.

Caveats

Data on **prosecutions** and **convictions** from the MoJ are grouped into 42 local areas across England and Wales. For Crown Court data (conviction numbers), the area relates to the police force area where the crime was recorded; however, for magistrates' courts data (prosecution numbers) the area refers to the police force area in which the Local Justice Area is situated. Some cases that are initially recorded as a crime by one police force may be heard in a court that geographically corresponds to another force area, and MoJ conviction and prosecution numbers will be recorded as such - the volumes in this section should be viewed with this in mind.

Prosecution volumes are all prosecutions that start with the offence of rape, but conviction volumes are only recorded for cases where the court took their final decision on the offence of rape. The final decision is not necessarily on the same offence for which the defendant was initially prosecuted, for example, when a court accepts a guilty plea from the defendant on a lesser charge.

Where more than one offence is considered in a court case, the offence that would/did attract the most severe sentencing outcome is deemed to be the **principal offence** and other offences also dealt with in that case would be ignored. If two offences in the same case attract the same sentence the offence with the statutory maximum sentence is deemed the principal offence.

The combined issues of small volumes of cases, a time lag between different stages of the criminal justice process and different counting rules in different organisations can make comparison year on year, or between areas, misleading. As such, we have not presented the data in this section in comparison bar charts. Where figures at a local level are too small to make meaningful comparison, we have instead presented the national picture.

All of the factors above **prevent meaningful comparison being made between these data, the police-recorded data and data from the CPS presented earlier in this digest.**

Prosecutions, convictions and sentencing

This section examines the number of prosecutions for rape, by defendant, in one calendar year, and the number of convictions for rape in that same calendar year, as recorded by the MoJ. It also looks at the time taken from a decision to charge to an eventual prosecution outcome, and the average custodial sentence length resulting from convictions.

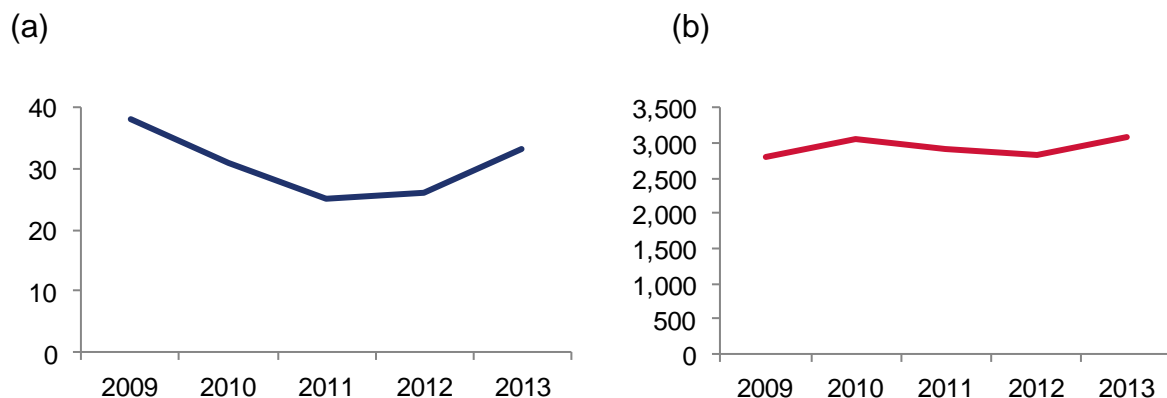
Prosecution and conviction numbers in this section are recorded in one calendar year for defendants prosecuted for the principal offence of rape. As such, they do not represent cases where the defendant was charged with rape but prosecuted for an alternative offence.

Proceedings against defendants found guilty in any given year, may have started in the year prior to the conviction. Similarly, defendants prosecuted in one year may not receive their final case outcome (i.e. found guilty or not) in that same year.

Prosecutions

Prosecutions refers to the number of defendants prosecuted for the principal offence of rape, in one calendar year.

Figure 6.1: Number of prosecutions recorded by the MoJ for the calendar year by defendant (a) for North Yorkshire³⁷ and (b) for England and Wales.



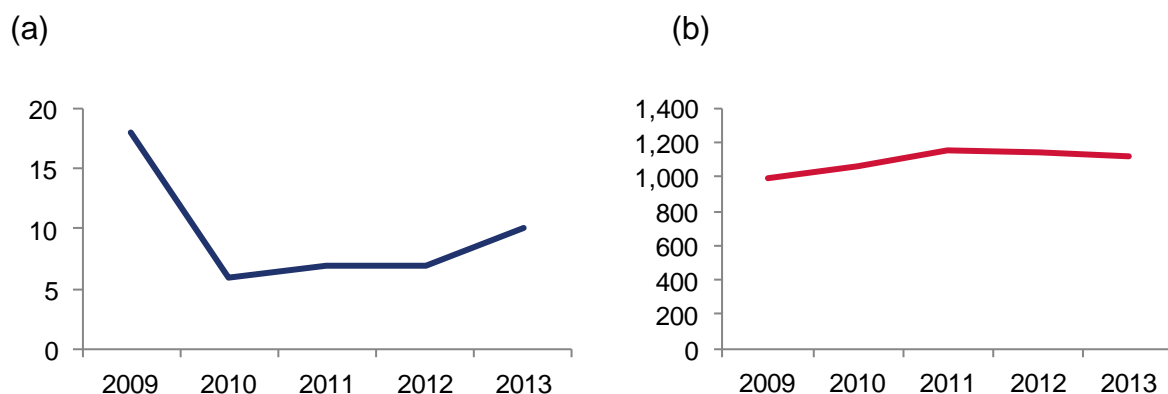
Calendar year	2009	2010	2011	2012	2013
North Yorkshire	38	31	25	26	33
England and Wales	2,797	3,071	2,924	2,822	3,081

³⁷ Be aware that, where the volumes for individual areas are small, any year-on-year difference can appear volatile and may not represent a significant difference.

Convictions

Convictions refers to the number of defendants found guilty of the principal offence of rape, in each calendar year.

Figure 6.2: Number of convictions recorded by the MoJ for the calendar year by defendant (a) for North Yorkshire³⁸ and (b) for England and Wales.



Calendar year	2009	2010	2011	2012	2013
North Yorkshire	18	6	7	7	10
England and Wales	997	1,058	1,153	1,145	1,121

It would be misleading to look at the conviction ratio (the numbers of convictions in the year divided by the number of prosecutions in the year) for rape cases here, because prosecutions include cases that may not be finished, i.e. those waiting to go to trial. Rape cases take a longer time to go through the court system than the majority of other offences so there is a higher number of incomplete cases.

For a better indication of the outcome of rape cases passing through the criminal justice system, we can look at MoJ analysis that tracked court proceedings started in 2011 for rape cases across England and Wales to their eventual outcome at the Crown Court.³⁹

Of these completed trials, 59 percent resulted in a conviction.

Most of these convictions were for the offence of rape (63 percent), and 27 percent were for another sexual offence. The remaining convictions were for a violent

³⁸ Be aware that, where the volumes for individual areas are small, any year-on-year difference can appear volatile and may not represent a significant difference.

³⁹ Due to the long timescales associated with rape cases and the differing levels of complexity of proceedings, completion dates at the Crown Court for trials started in 2011 ranged across 2011, 2012 and 2013. 78 percent of prosecutions started in 2011 were successfully matched to an outcome.

offence (6 percent), another indictable offence (3 percent) or a summary offence (2 percent).⁴⁰

Timeliness

In the financial year 2013/14, the median⁴¹ average time from a defendant being charged to the eventual outcome of the prosecution at the Crown Court was 219 days (around 7 months) for rape cases completing in that year.

Since the number of finalised cases at a local level is too small to allow for meaningful comparison between areas, we have instead presented the national picture for the previous four years, below, which shows little change year on year.

Figure 6.3: Median time from charge to completion in days for the financial years 2010/11 to 2013/14 for England and Wales.

Financial year	2010/11	2011/12	2012/13	2013/14
England and Wales	212	220	214	219

Sentencing

The average custodial sentence length for defendants sentenced to custody in the calendar year 2013 was 111 months (just over 9 years). These data exclude life sentences and sentences of indeterminate length.⁴²

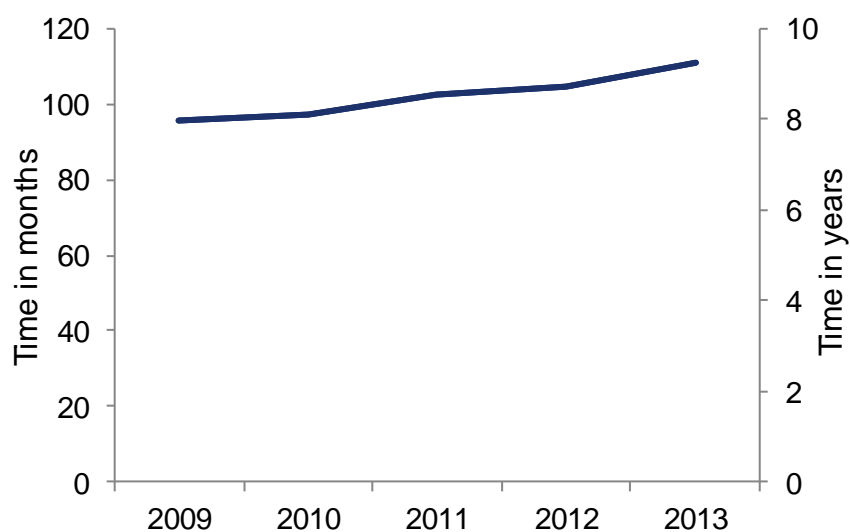
Since the number of finalised cases at a local level is too small to allow for meaningful comparison between areas, we have instead presented the national picture for the previous five years below.

⁴⁰ Percentages have been rounded to the nearest percent.

⁴¹ The median is the middle value; half of the recorded durations in the time period are longer than the median, and half are shorter. The median is relatively unaffected by extreme values and is better suited as a measure of the 'average' for heavily skewed data.

⁴² Indeterminate sentence lengths are those where the offender must serve a minimum amount of time, known as the 'tariff' and usually ten years, but beyond that has no set date for release.

Figure 6.4: Average custodial sentence length, in months and years, for defendants convicted of rape for the calendar years 2009 to 2013 for England and Wales.



Calendar year	2009	2010	2011	2012	2013
England and Wales	96	97	103	104	111

In this period, across England and Wales, 28 defendants were sentenced to life and three defendants were given an indeterminate length sentence,⁴³ corresponding to around 3 percent of those convicted during that period.

⁴³ The Legal Aid, Sentencing and Punishment of Offenders Act 2012, which was passed on 3 December 2012, abolished IPPs and Extended Sentence for Public Protection (EPP) and replaced them with new Extended Determinate Sentences (EDS).

Annex A – Data sources

Data sources for police-recorded data

Data on **recorded crime, charge/summons** and **no-crimes** are presented, separately for adult and child rapes, for the financial years 2009/10 to 2013/14, for 42 local areas in England and Wales (equivalent to the HO funded police force areas, with the Metropolitan Police Service and the City of London Police combined to make up London).

In order to include the most up-to-date data set, we have obtained police-recorded data directly from the HO data system, taken on 26 January 2015. As such, the data in this digest may differ from the aggregated published numbers as a result of updates to the data since publication.

The latest data set published by the HO/ONS on the 22 January 2015 can be found at:

www.gov.uk/government/publications/police-recorded-crime-open-data-tables

Police-recorded crime data are currently official statistics⁴⁴ after being downgraded from national statistics⁴⁵ in January 2014.

Data sources for population data

Population data are ONS mid-2013 estimates from the 2011 Census, and can be found at:

<http://www.ons.gov.uk/ons/rel/pop-estimate/population-estimates-for-uk--england-and-wales-scotland-and-northern-ireland/2013/stb---mid-2013-uk-population-estimates.html>

Data sources for Crown Prosecution Service data

CPS data on **pre-charge decisions, charges, prosecutions** and **prosecution outcomes** are presented for the financial years 2009/10 to 2013/14.

CPS data are taken from the CPS Case Management System.

The CPS collects data to assist in the effective management of its prosecution functions. The CPS does not collect data which constitute official statistics as defined in the Statistics and Registration Service Act 2007. Data drawn from the CPS administrative IT system, as with any large scale recording system, are subject to possible errors with data entry and processing. Thus, figures reported are provisional and subject to change as more information is recorded by the CPS.

Data on pre-charge decisions prior to 2012/13 has not previously been published.

⁴⁴ Official statistics are statistical outputs produced by the Office for National Statistics, by central Government departments and agencies, by the devolved administrations in Northern Ireland, Scotland and Wales, and by other Crown bodies.

⁴⁵ National statistics are a subset of official statistics that have been certified by the UK Statistics Authority as compliant with its [Code of Practice for Official Statistics](#).

The published data sets can be found at:

http://cps.gov.uk/data/violence_against_women/vawg_2013_14_report.html

Data sources for analysis of Ministry of Justice data

MoJ data on **prosecutions, convictions and sentencing** are presented for the calendar years 2009 to 2013.

The MoJ collates data on court proceedings via data extracts from court database administrative systems. Statistics on prosecutions, convictions and sentencing are either derived from the magistrates' court case management system (LIBRA), which holds magistrates' courts records, or the Crown Court's case management system (CREST), which holds the trial and sentencing data.

The published data sets can be found at:

www.gov.uk/government/statistics/criminal-justice-statistics-quarterly-december-2013

Data on **cautions** are for the calendar year 2013.

The cautions statistics relate to persons for whom these offences were the principal offences for which they were dealt with. When an offender has been cautioned for two or more offences at the same time, the principal offence is the more serious offence.

From April 2011 all cautions data are collected from the Police National Computer, the records are validated for accuracy and completeness and amended as necessary. Additionally any apparent cautions given for serious offences, such as rape, are investigated thoroughly with forces.

The published data set can be found at:

www.gov.uk/government/statistics/criminal-justice-statistics-quarterly-december-2013

From 1 June 2000 the Crime and Disorder Act 1998 came into force nationally and removed the use of cautions for persons under 18 and replaced them with reprimands and warnings. These figures have been included in the totals.

Data on **timeliness** are for the financial years 2010/11 to 2013/14, and are an alternative breakdown of data published as quarterly court statistics.

Statistics on the duration of criminal cases completed in the criminal courts are sourced from linking together extracts taken from CREST and LIBRA. The datasets are produced firstly by collecting all Crown Court cases disposed of in the specified quarter and looking for a match for the defendant with the same offence in the magistrates' court data. Records are linked based on a combination of variables including given name, middle name, family name, date of birth, sex, postcode, a committal date, and two identifiers: the Arrest/Summons Number (ASN) and the Pre-Trials Issue Unique Reference Number (PTIURN). The match rate is around 95 percent.

The published data set can be found at:

<https://www.gov.uk/government/statistics/court-statistics-quarterly-january-to-march-2014>

Ministry of Justice data on cautions, prosecutions, convictions and timeliness are national statistics⁴⁶.

⁴⁶ National statistics are a subset of official statistics that have been certified by the UK Statistics Authority as compliant with its [Code of Practice for Official Statistics](#).

Annex B - Definitions

Adult/child

Throughout the digest, 'adult' refers to a male or female victim aged 16 or over and 'child' refers to a male or female victim under the age of 16 years in accordance with the definitions as set out in the Sexual Offences Act 2003. Recent reports of rape that occurred in the past when the victim was under 16 years of age are recorded as a child rape regardless of the age of the victim at the time the report was made.

Crime codes

Data on recorded crime, no-crimes and charge/summons are provided for both adult and child rape for the 12 months to end of March for 2009/10 to 2013/14 for each of the 43 Home Office funded forces in England and Wales. Note that, in all cases, the British Transport Police is excluded. The following crime codes have been used:

Adult rape: 19C and 19F (rape of a female aged 16 years and over, and rape of a male aged 16 years and over).

Child rape: 19D, 19E, 19G and 19H (rape of a female child under 16, rape of a female child under 13, rape of a male child under 16, and rape of a male child under 13).

Recorded rape

Recorded crimes are all crimes that must be notified to the Home Office. In general, attempting, conspiring, aiding, abetting, causing or permitting a crime is classified under the heading of the crime itself, though in certain cases it is shown separately.

Recorded crime covers all indictable offences, and therefore includes all offences of rape. A comprehensive list of offences, together with key legal definitions and explanatory notes, appears on the [Counting Rules for Recorded Crime](#) pages on the Home Office website.

A crime (including rape) should be recorded where the circumstances as reported by, or on behalf of, the victim amount to that crime as defined in law and where there is no credible evidence to the contrary.

A report of rape must be recorded as a crime in accordance with the provisions of the Home Office Counting Rules (HOCR).

HOCR require that a crime should be recorded as soon as the reporting officer is satisfied that, on the balance of probability, a crime has been committed. The timing should be the earliest that the police force's crime-recording system allows, and in practice this is **normally** within 24 hours. It is a national requirement that an incident should be recorded as a crime within a standard timescale of 3 x 24 hour periods (known as the '72-hour rule') from the time the incident is first logged.

Population

Recorded crime rates have been calculated per 100,000 population due to the relatively small volumes of recorded rape offences. Population figures used are mid-2013 population estimates, estimated by the Office for National Statistics and based on the 2011 Census. These give the number of people who are usually resident within each local area.

No crimes

A recorded crime can be no-crimed where **additional verifiable information** determines that no crime has been committed, or for administrative reasons (i.e. it is a duplicate crime for one already recorded).

No-crime data refer to the number of rapes of adults/children that have been recorded and then later no-crimed, compared with the total number of rapes initially recorded. It is calculated as the number of child/adult no-crimes recorded divided by the number of child/adult rapes recorded during the same time period and the number of no-crimes added together. Be aware this does not necessarily mean that, in a given year, the same crimes recorded are the ones that are no-crimed.

Pre-charge decisions/referrals

The Criminal Justice Act 2003 requires that the decision to charge a person in all but the most minor or routine offences is now undertaken by the CPS.

The police investigate the alleged offence and, in the case of rape, refer the case to the CPS for a **pre-charge decision**. The decision to refer the case should be made with early investigative advice from the CPS, as appropriate, and only if the supervising officer has determined that the available evidence meets either the Full Code Test unless the case is a custody case when the Threshold Test will apply.

In these cases, Crown Prosecutors will decide whether to charge a person with a criminal offence if the case meets the Full Code Test or, in cases where a suspect is to be remanded in custody, the Threshold Test, and will determine the appropriate charge or charges.

Although the police and the CPS work closely together, both organisations are independent of each other, and the final responsibility for the decision as to whether or not to proceed with an offence that has been charged rests with the CPS. Charging decisions are made in line with the [Director for Public Prosecution's Guidance on Charging](#).

Full Code Test

In all cases other than those where it is intended that the suspect should be remanded in custody, the available evidence must be assessed to determine if the Full Code Test is met.

In order that the Full Code Test is met, a case must pass first an evidential test, and then a public interest test.

- Evidential stage: the supervising officer must be satisfied that there is sufficient evidence to provide a realistic prospect of conviction against each suspect on each charge.
- Public interest stage: A prosecution will usually take place in rape cases unless there are public interest factors tending against the prosecution that outweigh those tending in favour. The public interest test will, almost invariably, be met in rape cases. In any event a decision to end a case purely on public interest grounds must be referred to CPS

A realistic prospect of conviction here means that an objective, impartial and reasonable tribunal properly directed and acting in accordance with the law is more likely than not to convict the defendant of the charge alleged.

Threshold test

The assessment of the evidence on the basis of the Threshold Test must only be made when the suspect is not suitable for bail and not all the evidence is available at the time when they must be released from custody unless charged.

In order that the Threshold Test is met, the following criteria must be satisfied:

- there is a reasonable suspicion that the person charged has committed the offence;
- there are reasonable grounds for believing that further evidence will become available within a reasonable amount of time;
- the seriousness or the circumstances of the case justifies making an immediate charging decision; and
- there are continuing substantial grounds to object to bail in accordance with the Bail Act 1976 and in all the circumstances of the case it is proper to do so.

The Public Interest stage of the Threshold Test is based on the information at the time.

No further action

If neither the Full Code Test or Threshold Test are met and the case cannot be strengthened by further investigation or CPS advice, or the decision does not require the assessment of complex evidence or legal issues, the supervising officer will not refer the case to the CPS and will make the decision to take no further action.

A decision to take 'no further action' on a rape case on public interest grounds, as with all indictable cases, must be considered by a prosecutor.

Charge/summons

A charge/summons is the formal accusation of an offence. For rape, this is given for cases where the CPS decides to prosecute, on the basis that there is enough evidence and it is in the public interest to proceed.

Cautions

A caution can be administered when there is sufficient evidence to provide a realistic prospect of a conviction and it is not considered to be in the public interest to institute criminal proceedings. Additionally, the offender must admit guilt and consent to a caution in order for one to be given. A formal caution may be given by, or on the instructions of, a senior police officer.

Cautions are intended for low level, often first time, offending, and have traditionally been used mostly for juvenile and first time offenders.

A caution for an indictable only offence may only be given in **exceptional circumstances with the authority of the CPS.**

The prosecutor must conclude that **the public interest does not require the immediate prosecution of the offender and that if the offender was prosecuted there would be reasons why the court would not impose a period of imprisonment or high level community order.**

Prosecution

Prosecution is the process, instituted and carried out by due course of law, by which the innocence or guilt of a person charged with a crime is determined.

If an out of court disposal is not deemed to be appropriate for the particular offence or case, the next step is for court proceedings to be initiated.

Magistrates' courts: All criminal cases start in magistrates' courts, but rape cases will be sent to the Crown Court as they are indictable only offences.

The Crown Court: The Crown Court deals with more serious criminal cases such as murder, rape or robbery, some of which are on appeal or referred from magistrates' courts. Trials are heard by a judge and a 12-person jury made up of members of the public.

Prosecution outcomes

Convictions: cases where the defendant is convicted following a prosecution, comprising the following.

Conviction after trial: cases in which the defendant pleads not guilty, but is convicted after the evidence is heard.

Guilty plea: where the defendant pleads guilty.

Jury acquittal: cases where the defendant is found not guilty by the jury after a trial in which the prosecution and defence are called on to present their case in the Crown Court.

Victim evidence does not support the case: the evidence of the victim of an offence does not support the prosecution of the defendant, leading to an unsuccessful outcome, but the victim has not retracted. The 'reason title' was amended in April 2013 to 'the evidence of the victim does not come up to proof, but there is no retraction'.

Victim non-attendance : the victim is called as a witness in a trial, but fails to attend court.

Victim retraction: where the evidence of the victim supports the prosecution case, but the victim refuses to be called as a witness, retracts, or withdraws a complaint.

Conflict of prosecution evidence: contradictions or inconsistencies arise within the prosecution evidence or unused material, or evidence or information produced by the defence gives rise to contradictions or inconsistencies in the prosecution evidence, providing sufficient doubt that there is a realistic prospect of conviction. This includes unreliable confession. From April 2013 CPS monitoring guidance was amended to clarify that this reason is not to be used when the victim retracts, does not attend or their evidence does not come up to proof.

Essential legal element missing: the evidence available at the time of the issue failing to address a specific legal point, or there is a fundamental legal defect. The 'reason title' was amended in CPS monitoring guidance in April 2013 to 'incorrect charging decision – legal element missing'; the updated guidance made it clear that this reason is not to be used when the victim retracts, does not attend or their evidence does not come up to proof).

Unreliable witness: this reason should be used for all cases where issues concerning a key witness have led to an unsuccessful outcome including 'unwilling', 'unreliable', 'evidence retracted', 'does not come up to proof' or 'is intimidated'. The 'reason title' was amended in April 2013 in CPS monitoring guidance to 'key witness (non-victim) refuses to give evidence/retracts/not up to proof' to provide clarity.

Administrative finalisation: when a prosecution cannot proceed because a defendant has failed to appear at court and a Bench Warrant has been issued for his or her arrest; or the defendant has died, or is found unfit to plead: or where proceedings are adjourned indefinitely. If a Bench Warrant is executed, the case may be reopened.

Sentencing

Most convicted offenders in rape cases will be sentenced to immediate or suspended custody. Rape carries a maximum penalty of life imprisonment but no minimum, and the length of sentence will be decided by the judge at a sentencing hearing.

The sentence length will depend on the specifics and severity of the offence, and on any aggravating factors, for example, abduction, abuse of trust or the use of substances to facilitate the attack or mitigating factors presented by the defence on behalf of the defendant.